


**Shenyang Precision Work Huazhiyi Machinery Co.,Ltd**  
No.77-37, 13th Road, Shenyang Economic and Technological Development Zone  
Tel: +0086 15009887842 Fax:+0086 24 25831988

## Centrifugal Dehydrator



### **Application:**

HZY centrifugal dewatering machine is suitable for agriculture, industry, animal husbandry, food, pharmacy, hardware, chemical industry and other industries. The main raw materials of this machine use centrifugal force to remove accumulated water and accelerate drying to achieve the purpose of dehydration, deoiling and drying.



## **Shenyang Precision Work Huazhiyi Machinery Co.,Ltd**


No.77-37, 13th Road, Shenyang Economic and Technological Development Zone

Tel: +0086 15009887842

Fax:+0086 24 25831988

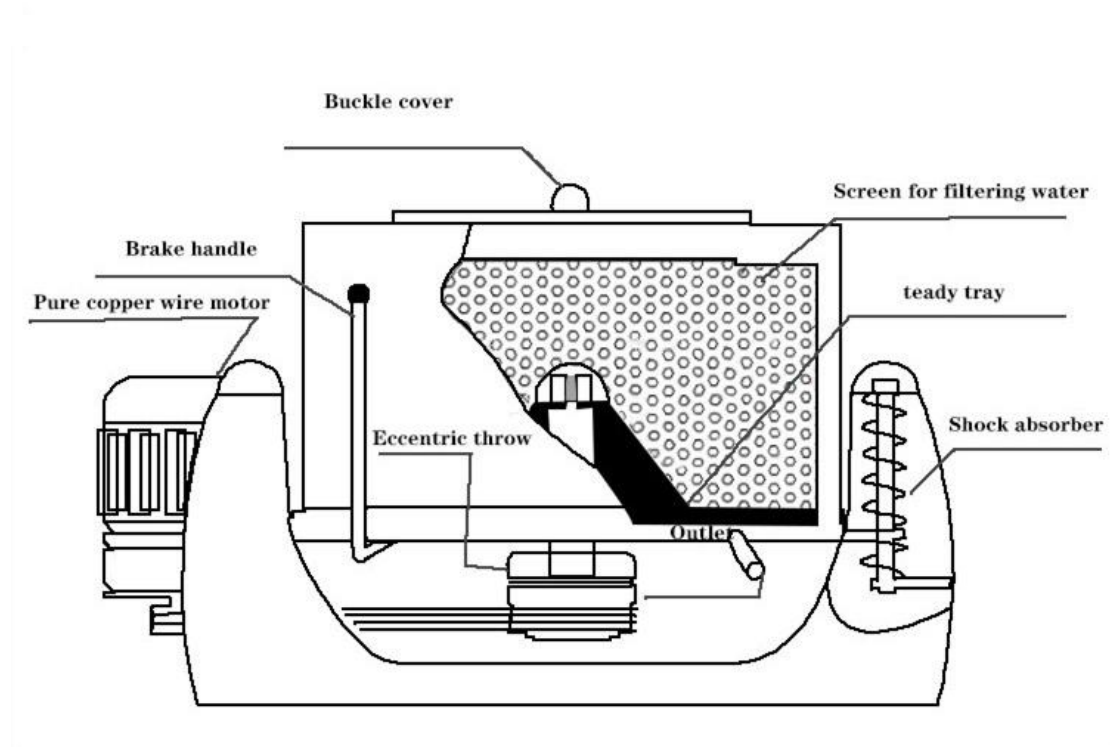
### **Product overview of centrifugal dehydrator:**


1. The three-leg centrifugal dewatering machine is generally a three-legged pendulum structure. The three feet are equipped with springs to avoid foot vibration caused by unbalanced load.
2. The outer shell of the inner tank is made of stainless steel plate, which is sturdy and durable. The cage base and the chassis are all cast iron materials, and the outlet pipe is under the chassis.
3. The main shaft is made of high-quality non-steel and finished by heat treatment;
4. Using triangular belt drive, the motor directly drives the centrifugal separation starting wheel, which can make the machine start slowly and gradually reach the design speed to ensure the smooth operation of the machine;
5. Braking is generally installed with a retractable opening and closing arm, which has good braking performance and can quickly stop the machine, which is safe and reliable.



**Shenyang Precision Work Huazhiyi Machinery Co.,Ltd**  
No.77-37, 13th Road, Shenyang Economic and Technological Development Zone  
Tel: +0086 15009887842 Fax:+0086 24 25831988

### The main technical parameters and specifications of the dehydrator





**Shenyang Precision Work Huazhiyi Machinery Co.,Ltd**

No.77-37, 13th Road, Shenyang Economic and Technological Development Zone

Tel: +0086 15009887842

Fax:+0086 24 25831988

<b>Model</b>	HZY-500	HZY-600	HZY-800	HZY-1000	HZY-1200
<b>Diameter</b>	500MM	600MM	800MM	1000MM	1200MM
<b>Hub Height</b>	280MM	280MM	340MM	370MM	490MM
<b>Speed</b>	1050r/min	900r/min	900r/min	900r/min	760r/min
<b>Motor</b>	1.5KW	2.2KW	4KW	5.5KW	7.5KW
<b>Capacity</b>	25KG	40KG	80KG	150KG	220KG
<b>Weight</b>	206KG	368KG	680KG	1006KG	1568KG
<b>Dimensions</b>	100*76*60cm	120*95*70cm	140*120*81cm	170*160*86cm	210*165*105cm

### **Installation**

Prefabricated reserved holes on the installation site, the equipment puts on three foot bolts, puts the bolts into the reserved holes, and fills the reserved bolt holes in the foundation with concrete to correct the level of the machine. The level of the standby device is calibrated, and the gap between the machine and the foundation is sealed with concrete, and the anchor screws are tightened after the concrete is dry for several hours.

After the machine is installed, the electrician installs the wiring, and it is firmly grounded, and connected to the grounding protection network for trial operation.

### **Centrifuge test run**

1. First release the brake of the centrifuge, and try to rotate the drum by hand to check whether there is any seizure.
2. Check whether other parts are loose or abnormal.
3. Turn on the power and start it in a clockwise direction.

(If it runs counterclockwise, immediately power off and stop, and switch one-phase wiring).



## Shenyang Precision Work Huazhiyi Machinery Co.,Ltd

No.77-37, 13th Road, Shenyang Economic and Technological Development Zone

Tel: +0086 15009887842

Fax:+0086 24 25831988

4. Normally, after the centrifuge is installed, it must be run empty for half an hour without any abnormal conditions before it can be tested normally.
5. The materials should be placed as evenly as possible.

### Operating:

1. Put the items that need to be dehydrated into the drum evenly and evenly, pay attention to stability, and do not overload.
2. When working, turn on the motor, after about 90 seconds, the machine reaches the normal speed, and the water outlet pipe starts to discharge water.
3. When the motor is activated for 8-10 minutes, there is no water flowing out of the water pipe, the power supply can be cut off and the machine stops.
4. Brake: Under normal circumstances, the brake can be stopped by pulling the brake handle intermittently after a power failure for 1 to 2 minutes.

### Problem solving method

Phenomenon	Troubleshooting method
The machine is vibrating and noisy	<ol style="list-style-type: none"><li>1. The dehydrated article device is uneven and should be adjusted in time.</li><li>2. There may be a loose part, which must be carefully inspected.</li></ol>
The bearing seat is hot	The upper and lower bearings are short of oil, so grease must be added.
Starting wheel heats up	It is normal for the starting device to have a temperature of 65°C. If the temperature is too high, it must be disassembled immediately to find out the cause.
The brake device does not work	Check whether the brake joint screws are loose, and just tighten the screws. If the brake tape is severely worn, it needs to be replaced.